



Certificate of Analysis

NAD⁺ (Nadide) 1000mg

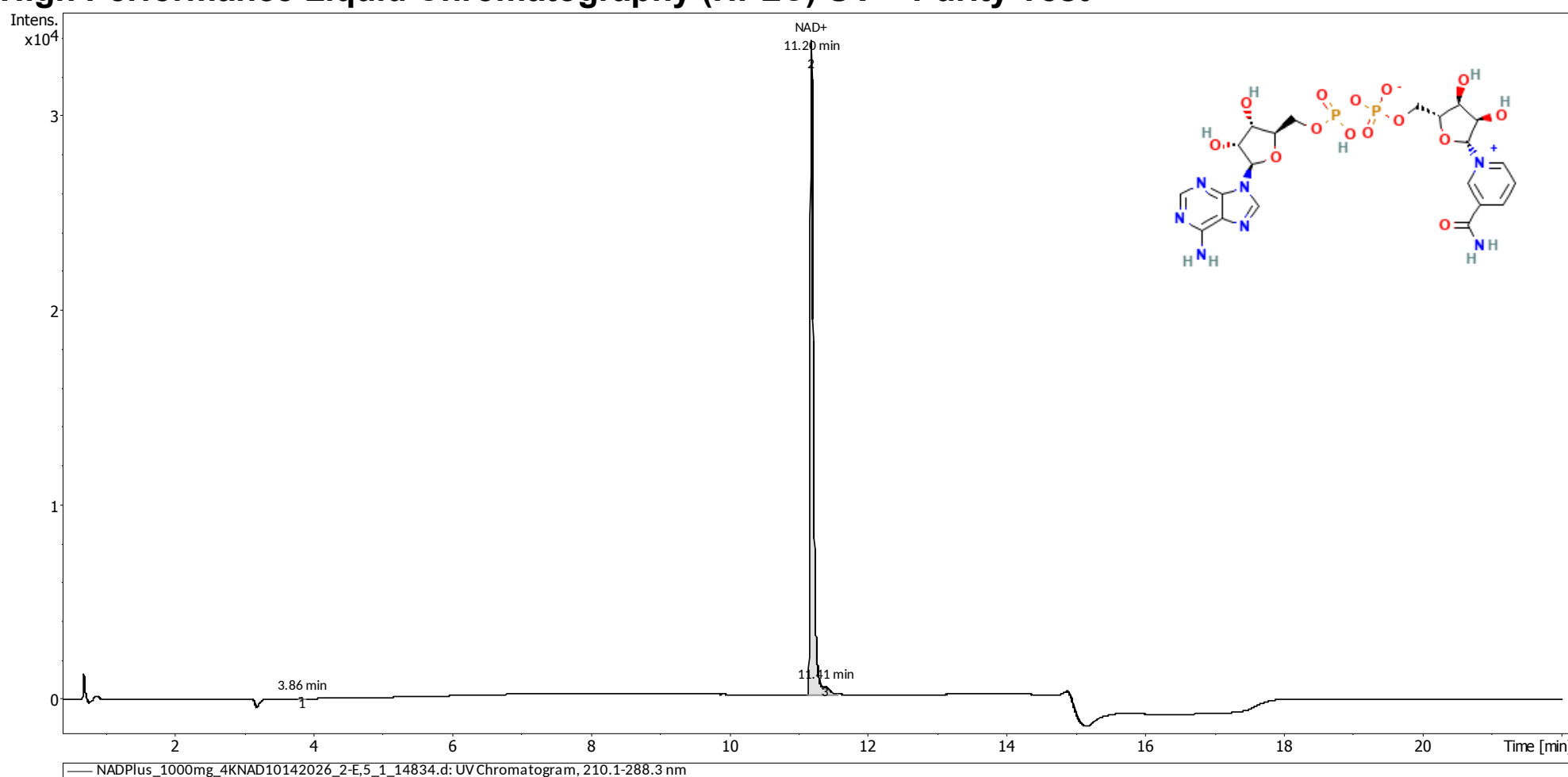
nicotinamide adenine dinucleotide

Compound : NAD⁺ **Client** : LARP LLC
Lot number : 4KNAD10142026
Analysis date : 2026-03-20
Purity % : 99.54%
Quantity : 952.13 mg
Method : HPLC-UV-MS

PubChem CID: 5892

<https://pubchem.ncbi.nlm.nih.gov/compound/5892>

High Performance Liquid Chromatography (HPLC) UV – Purity Test




PEAK LIST				Number of detected peaks: 3	
	Time (min)	Area	%Area		
1	3.86	5.05E+01	0.04		
2	11.20	1.14E+05	99.54	NAD⁺	
3	11.41	4.76E+02	0.42		

Analysis Performed by
 Ken Pendarvis, ChE
 Analytical Chemist
 MZ Biolabs
contact@mzbiolabs.com

Quantification by HPLC-UV
 Measured quantity : 952.13 mg/vial

Note: Injectable peptides may contain salts and sugars to aid in solubility and act as pH buffers. These are not normally detected using UV and are not considered impurities.



2026-03-27



MZ Biolabs
2102 N Country Club Rd
Tucson, AZ 85716
contact@mzbiolabs.com
www.mzbiolabs.com

NAD⁺ (Nadide) 1000mg

nicotinamide adenine dinucleotide

PubChem CID: 5892

<https://pubchem.ncbi.nlm.nih.gov/compound/5892>

Mass Spectrometry (MS) – Identity Test

Identity confirmed using HPLC-MS

Molecular weight calculated using monoisotopic m/z values from mass spectrum

Expected monoisotopic mass : 663.11 Da

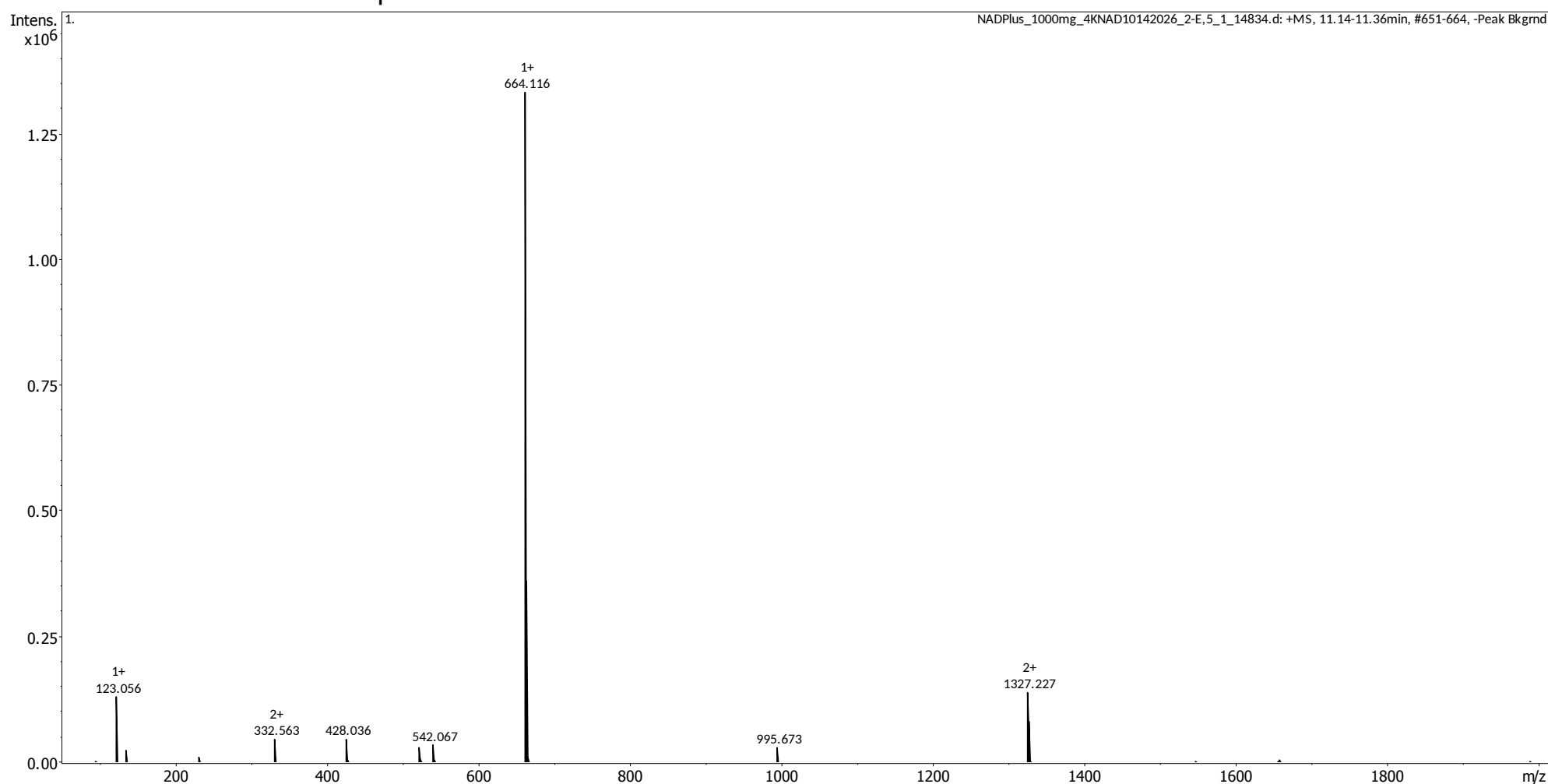
Measured monoisotopic mass : 663.12 Da

Molecular weight confirmed

Note : Monoisotopic m/z values are not easily seen in full spectrum view for larger molecules and peptides.

The dominant isotopic peak (base peak) shown in the spectrum below can be used to approximate the average molecular weight frequently reported by vendors and databases as a secondary means of confirmation.

Recorded MS spectrum



Analysis Performed by
Ken Pendarvis, ChE
Analytical Chemist
MZ Biolabs
contact@mzbiolabs.com

2026-03-27